



St Aloysius College (Autonomous) Mangaluru

Criterion II : Teaching-Learning and Evaluation

Metric No. : 2.1.1








Year : 2016-2021



2.1.1 Average Enrolment percentage (Average of last five years)

2.1.1.1: Number of students admitted year wise during last five years

2.1.1.2: Number of sanctioned seats year wise during last five years

Sl. No.	Supporting Documents	Reference Link
1.	Sanctioned and Admitted	
2.	Applications Received for Each Program	
3.	University Sanction Letter	
4.	Enrolment Percentage	
5.	Admission Guidelines and Processes	
6.	Online Admission Process	
7.	Institutional data in prescribed format (Data Template)	










St Aloysius College (Autonomous) Mangaluru

Criterion II : Teaching-Learning and Evaluation

Metric No. : 2.1.1

Year : 2016-2021

Applications Received for Each Program

Sl. No.	Supporting Documents	Reference Link
1.	Applications received in 2020-21	
2.	Applications received in 2019-20	
3.	Applications received in 2018-19	
4.	Applications received in 2017-18	
5.	Applications received in 2016-17	





St Aloysius College (Autonomous) Mangaluru

Criterion II : Teaching-Learning and Evaluation

Metric No. : 2.1.1

Year : 2016-2021

Enrolment Percentage

Year	No. of Sanctioned Seats	No. of Students Admitted	Percentage
2020-21	2754	2555	92.77
2019-20	2814	2646	94.02
2018-19	3353	2754	82.13
2017-18	3098	2428	78.37
2016-17	3098	2375	76.66
Overall Percentage			84.79

